

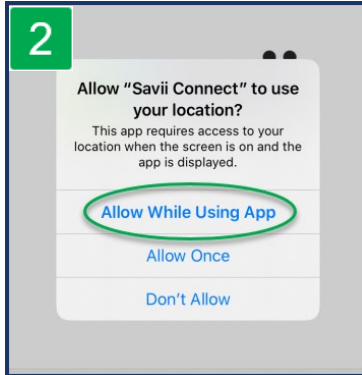
# PASCO Savii Connect App

## How to Download, Log-in & Update



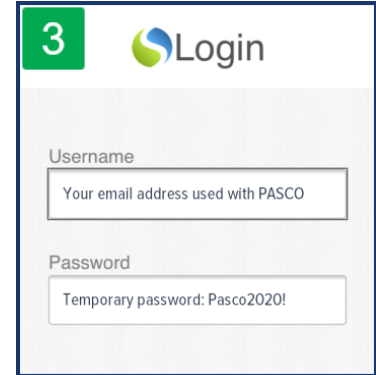
1 Get the Savii Connect App from Apple Store or Google Play Store.

Go to: [pascohh.com/savii](http://pascohh.com/savii) for direct links to the apps in each store.



2 Open the downloaded Savii Connect App on your cell phone.


Select "Allow While Using App" for location. This is required for the EVV location.



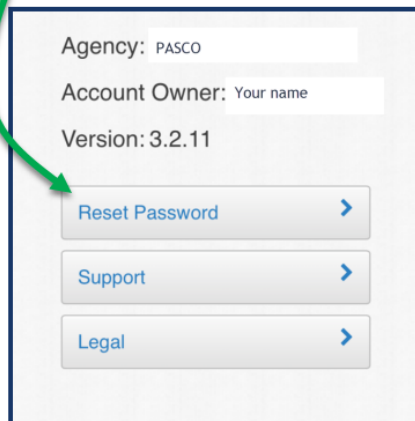
3 Log in to Savii Connect. Your username is your email address that you use with PASCO. The temporary password is "Pasco2020!".

4 Update your password.

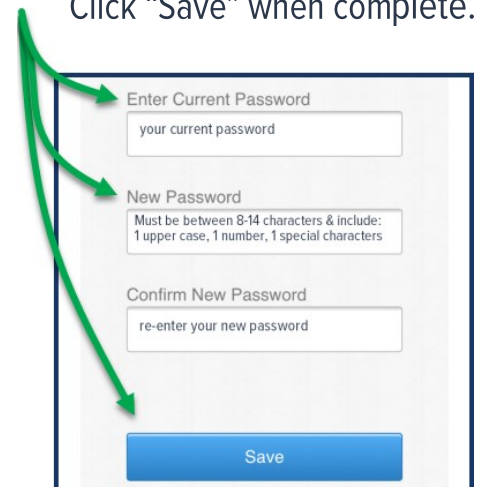
a Click the gear icon.



b Click "reset password".



c Enter your current password and new password twice. Click "Save" when complete.



Not working? Contact PASCO Support: (303) 233-3122 or [support@pascohh.com](mailto:support@pascohh.com)