

# PASCO Savii Connect App

## How to Reset a Forgotten Password



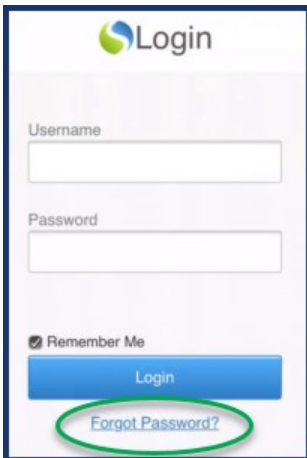
1

Open the Savii Connect App.



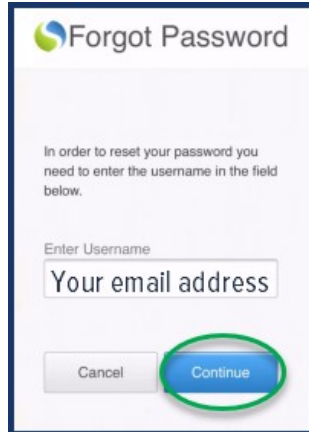
2

Click on "login".



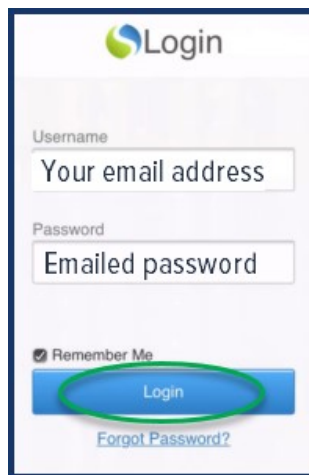
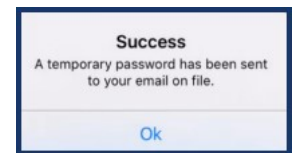
3

Click on "Forgot Password?"



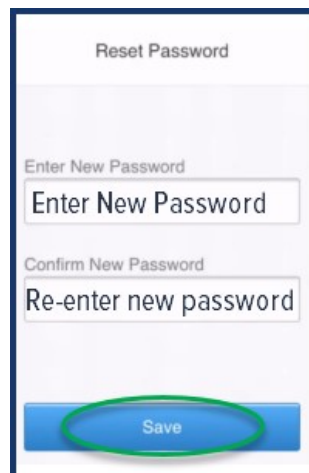
4

Enter your username and click "Continue". "Success" will be displayed after sending you an email.



5

Enter your username and temporary password from the email.



6

It will prompt you for a new password with:

- A) between 8-14 characters
- B) 1 upper case
- C) 1 lower case
- D) 1 number
- E) 1 special character

PASCO Support:  
support@pascohh.com  
(303)233-3122