


Access CV Mobile on a Computer

Use Google Chrome or Safari. You can create a bookmark using Chrome (steps 1-6) or Safari (step 10), or install CV Mobile to your desktop using Chrome (steps 7-9).

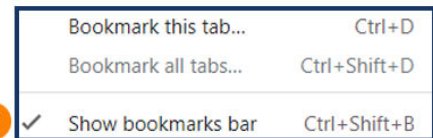
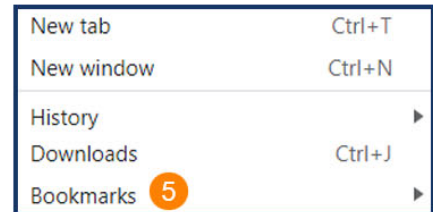
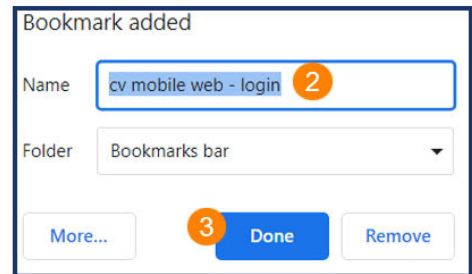
Go to: <https://pascohh.carevoyant.net/cvmobileweb/>

Chrome

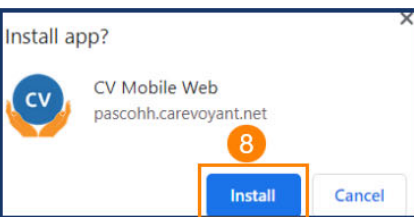


Add a bookmark

- 1 Click the star icon.
- 2 Edit the bookmark name here.
- 3 Press Done to save the bookmark.
- 4 To show the bookmark bar, click the "3 dot menu".
- 5 Click Bookmarks.
- 6 Click Show Bookmark bar.



To install a desktop shortcut:



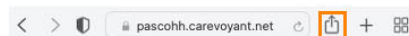
- 7 Click the Install button.
- 8 Press Install.
- 9 A Shortcut will be added to your desktop.



Safari 10

If you use Safari on an Apple Computer, you can add a bookmark to Carevoyant. If you would like a desktop shortcut, you will need to install Google Chrome.

To add a bookmark in Safari, click the Share icon:



Note: A different version of Chrome may look a little different. The words may be "Add to Home Screen" or "Add" rather than "Install".

Note: LiveIn caregivers with a current LiveIn Attestation on file with PASCO are **NOT** required to record your location.



Need help? Contact PASCO Support: support@pascohh.com