

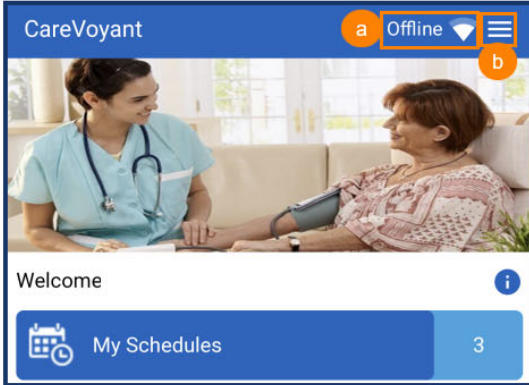
PASCO - CareVoyant



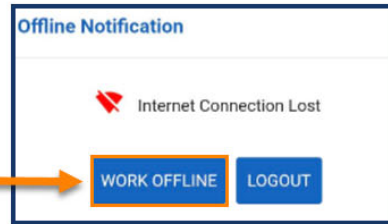
2022Ncd9TA

Work Offline

1 Home Screen - Offline



a CareVoyant will notify you of lost connectivity. If you are working Online and lose connection, press the WORK OFFLINE button to save and upload visit information when it next has Online access.

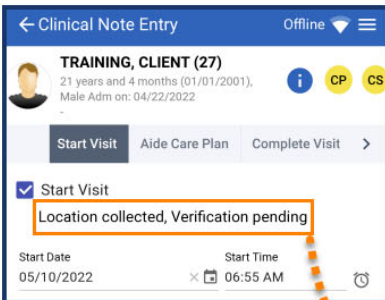


b When Online, the menu shows "Work Offline". Select this if you have an unstable Internet connection to work offline, or enter your visit when you have connectivity.

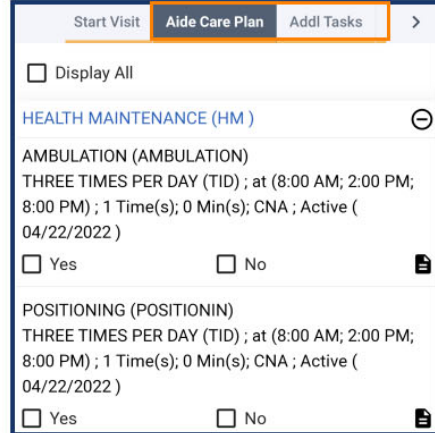


This document highlights the differences when you are working Offline.

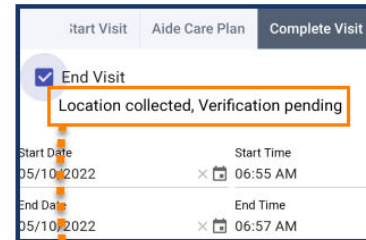
2 After you have selected Start Visit, the Start Time updates and the location will verify when it is Online.



3 Document all scheduled tasks in both tabs, if applicable. *See the Document Tasks document directions.

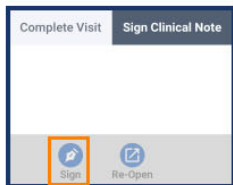


4 After you have selected End Visit, the End Time updates and the location will verify when it is Online.

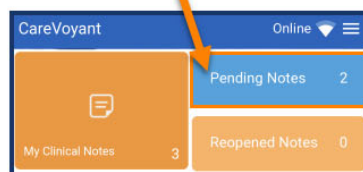


Need help? Contact PASCO Support: support@pascohh.com

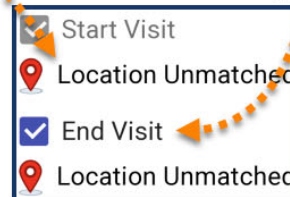
4 You will not be able to Sign the Clinical Note until it is Online.



5 When you are Online, access the Offline visit in Pending Notes.



6 The start and end locations will verify.



7 Sign the Clinical Note will be available to complete the visit.

