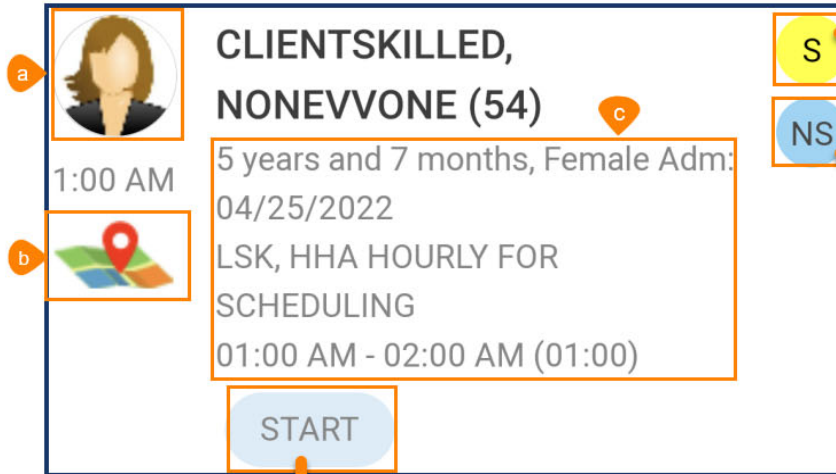




Introduction to a Visit



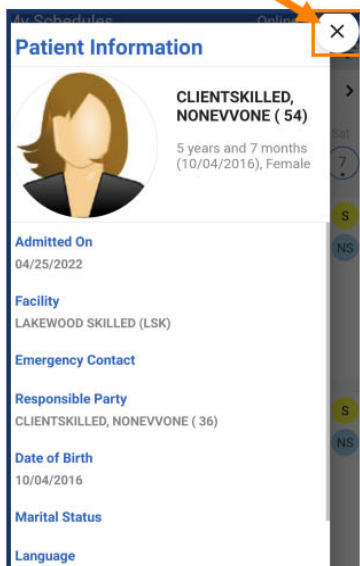
This is the visit status.
 S= not started
 VS= visit started
 VE= visit ended
 C= completed visit
 VB= verified bill
 VP= verified pay
 V= verified billed and paid
 B= charges were billed
 P= paid caregiver
 BP= charges and paid

This is the visit documentation status.

Press Start to open the Start Visit screen.*

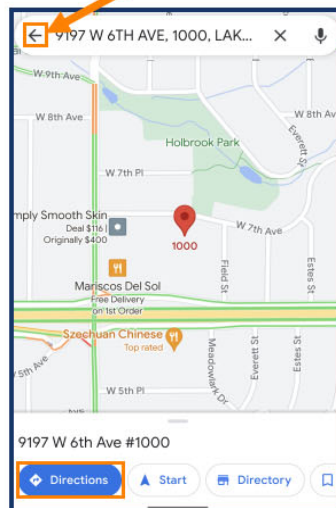
*See the Complete a Visit document for directions.

a The Patient Information screen contains client details. Use the X to close.

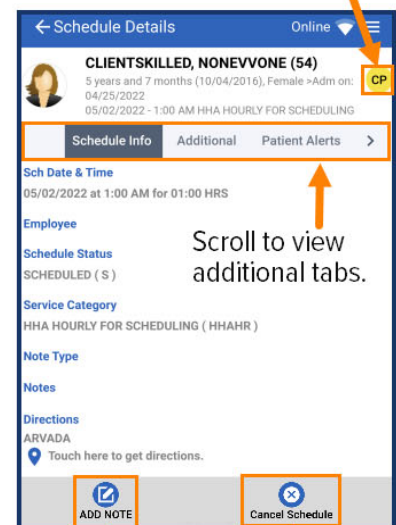


b View your client's home address in your default map application.

Press the back button to return to CV Mobile.



c The Schedule Details window contains visit details. Press CP to view the Care Plan.



Scroll to view additional tabs.

This will open the Start Visit screen.*

See the Cancel a Visit document for directions.