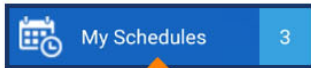
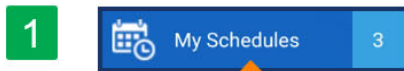


# PASCO - CareVoyant

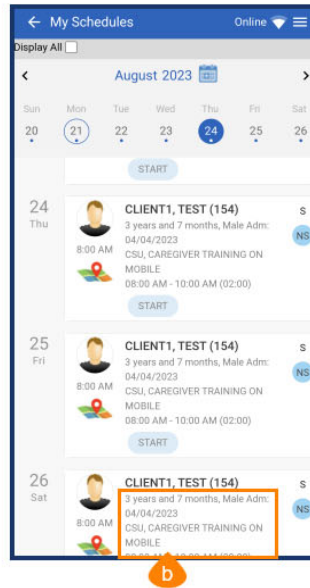


## Cancel a Visit

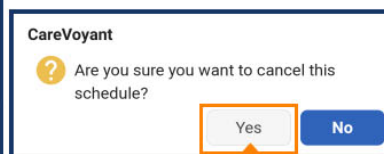
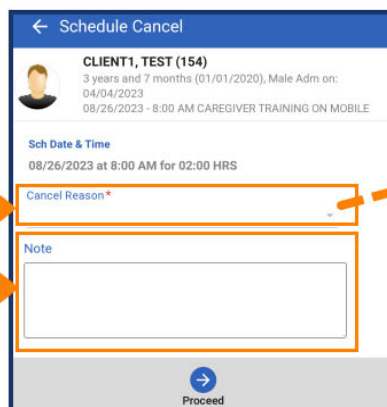
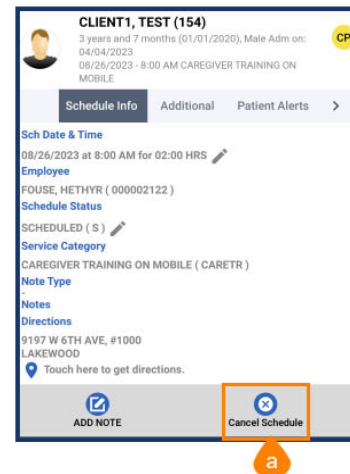


a Go to the My Schedules screen.

b Find the visit and click the visit details.



a Cancel the scheduled visit.



a Add the cancellation reason drop-down.

b Select the reason from the list.

c Add additional details, providing more context, in the Note field.

d Click Proceed.

e Click Yes to confirm.

Note: Contact PASCO Support if you need to cancel a visit after starting it.